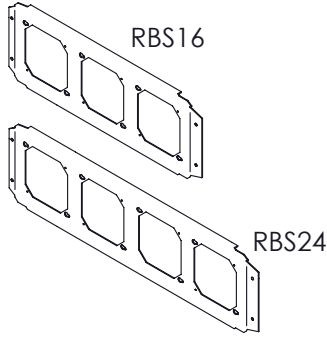


RBS Series



New mounting holes for Canadian style boxes and all MC/AC cable boxes

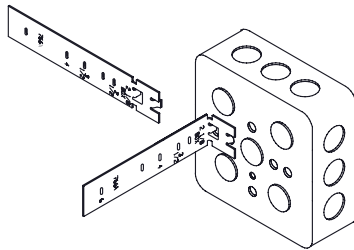
Part Number	Description
RBS16	16" Mounting Plate
RBS24	24" Mounting Plate

Note: For 16" & 24" stud space mounts 4" & 4-11/16" boxes or plaster ring for low voltage applications

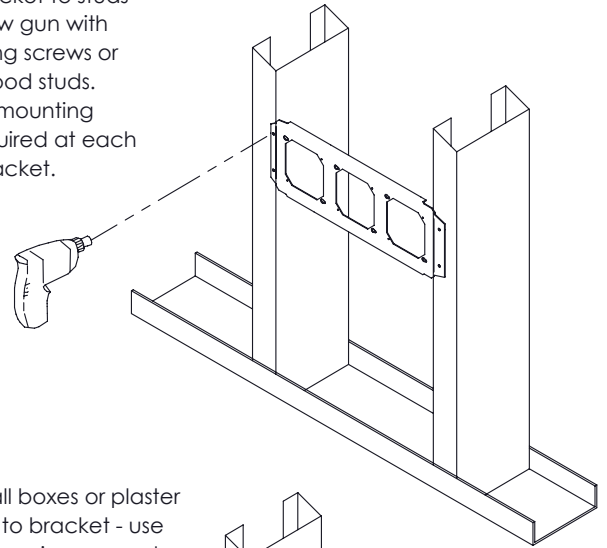
Features

- * Mounts 1-1/2" to 2-1/8" deep boxes.
- * Accommodates 4" to 4-11/16" boxes.
- * RBS16 has 3 mounting holes and RBS24 has 4 holes.
- * Plaster rings can be mounted separately eliminating the need for an electrical box for low voltage cabling.
- * Offset design eliminates drywall bulge.
- * V-notched on center to help ensure consistent positioning.
- * Use with wood or metal stud 16" to 24" on center.

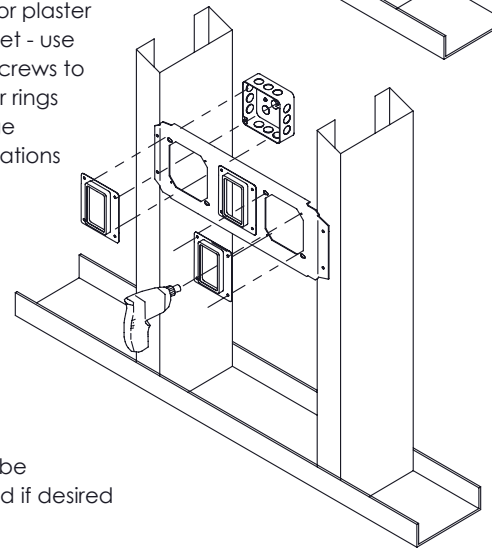
Use nVent CADDY part number 766A if required



1. Install bracket to studs using screw gun with self-tapping screws or nails to wood studs. Only one mounting screw required at each end of bracket.



2. Install boxes or plaster rings to bracket - use self-tapping screws to attach plaster rings for low voltage class 2 applications



3. Bracket can be pre-assembled if desired

WARNING:

1. nVent products shall be installed and used only as indicated in nVent product instruction sheets and training materials. Instruction sheets are available at www.nVent.com and from your nVent customer service representative.
2. nVent products must never be used for a purpose other than the purpose for which they were designed or in a manner that exceeds specified load ratings.
3. All instructions must be completely followed to ensure proper and safe installation and performance.
4. Improper installation, misuse, misapplication or other failure to completely follow nVent's instructions and warnings may cause product malfunction, property damage, serious bodily injury and/or death, and void your warranty.
5. Products that are manufactured using spring steel components shall be used only in a non-corrosive indoor environment.
6. All pipe supports, hangers, intermediate components and structural attachments must **ONLY** be used as described herein and are **NEVER** to be used for any other purpose.

NOTE: All load ratings are for static conditions and do not account for dynamic loading such as wind, water or seismic loads, unless otherwise noted.

The customer is responsible for:

- a. Conformance to all governing codes.
- b. The integrity of structures to which the products are attached, including their capability of safely accepting the loads imposed, as evaluated by a qualified engineer.
- c. Using appropriate industry standard hardware as noted above.

SAFETY INSTRUCTIONS:

All governing codes and regulations and those required by the job site must be observed. Always use appropriate safety equipment such as eye protection, hard hat, and gloves as appropriate to the application.

nVent, nVent CADDY, nVent ERICO Cadweld, nVent ERICO Critec, nVent ERICO, nVent ERIFLEX, and nVent LENTON are owned by nVent or its global affiliates. All other trademarks are the property of their respective owners. nVent reserves the right to change specifications without prior notice.

TECHNICAL SUPPORT:
www.nVent.com

CFS224_E

1 OF 2

© 1998-2018 nVent All Rights Reserved



RBS Series

Mounting holes for Canadian style boxes and all MC/AC cable boxes

