



IP 55 | TYPE 12, 13 | IK 10



The stainless steel double door combinable floor standing enclosure range, MCDS, is ideal for installation in confined spaces where a single door, when opened, would take up too much space in front of the enclosure. The doors' loading capacity also increases as it is divided over two doors. With a IP 55 protection degree, components inside the enclosure are well protected and makes it well suited for almost any environment, grade dependent.

Material: AISI 304L pre-grained stainless steel / AISI 316L. Frame: 1.5 mm. Door: 2 mm. Rear, roof and side panels: 1.5 mm. Bottom plates: 1.5 mm stainless steel. Mounting plate: 3 mm galvanized steel.

Frame: Seam welded reversed open profiles with 25 mm hole pattern, according to DIN 43660.

Door: Mounted with four hinges. Including door frame with 25 mm hole pattern. Doors cannot be reversed. Separate doors to be ordered for left hand door locking.

Rear panel: Fitted by M6 torx screws. Standard facilities for rear door mounting. Split rear panels in 1600 mm wide enclosures.

Side panels: Supplied as an accessory.

Roof panel: Removable.

Lock: Espagnolette 4-point locking system in the main door and 2-point locking system in the slave door. Standard double-bit lock with 3 mm insert. Standard inserts, cylinders, lift handles and T-handle are available as accessories.

Bottom plates: Two piece bottom plate in 1200 mm width, with injected polyurethane gasket to ensure maximum sealing.

Mounting plate: Double folded and adjustable in depth by steps of 25 mm, with the MPD02 accessory. Mounting plate is delivered, attached on the outside of the enclosure packaging.

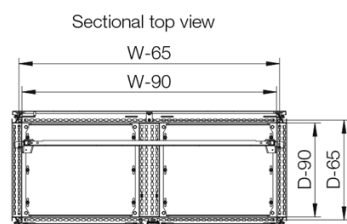
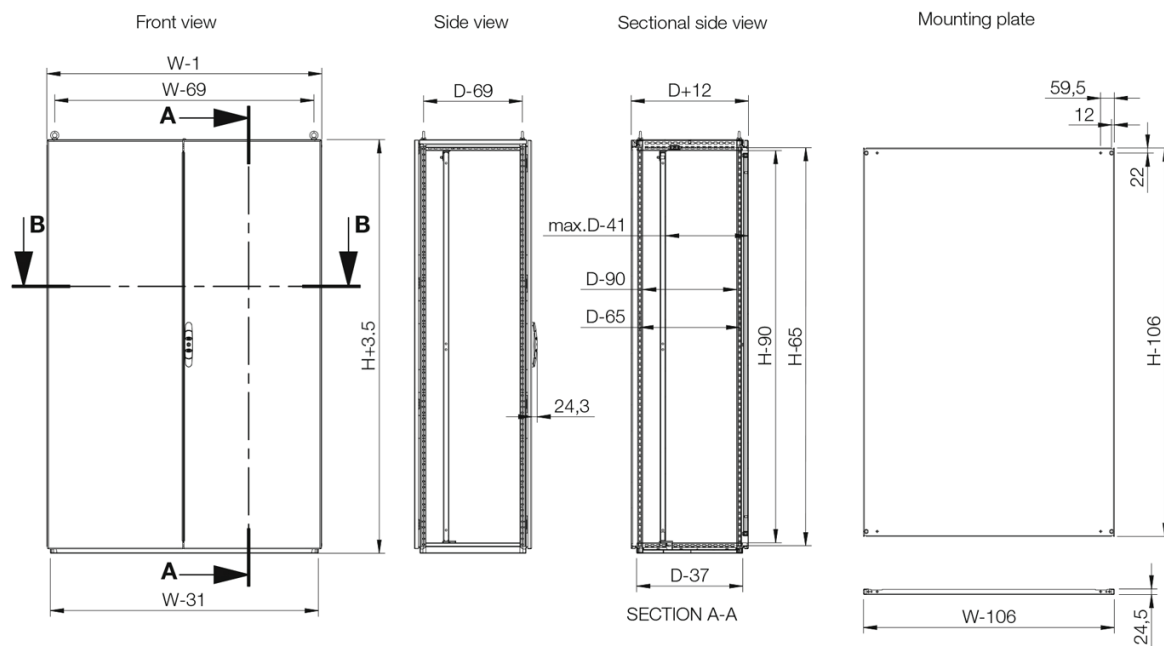
Earthing: All panels are earthed through their fittings and are equipped with a separate earthing stud.

Finish: 400 pre-grained stainless steel.

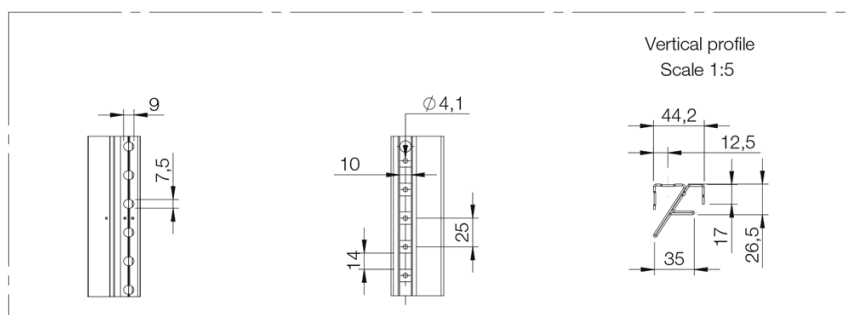
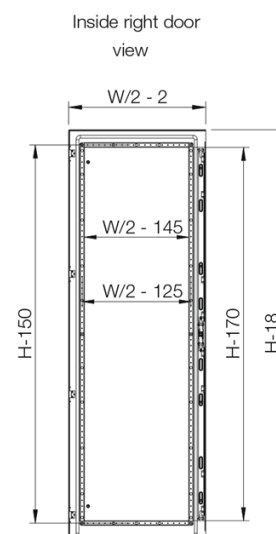
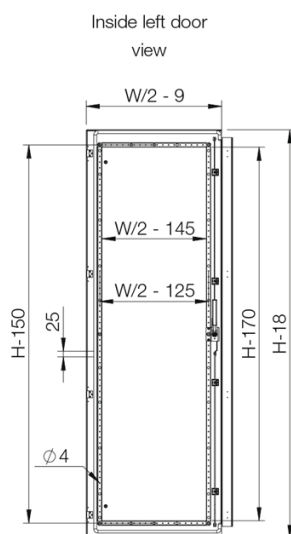
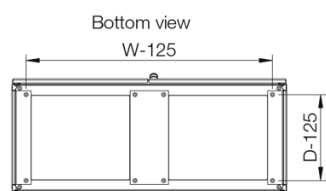
Protection: Complies with IP 55 | TYPE 12, 13 | IK 10.

Mounting requirements: Standard delivery ready for combined installation. For stand-alone installation, add side panels.

Delivery: Frame with fitted doors, rear panel, roof panel, bottom plates, mounting plate and door frame. Delivery also includes earthing bolts. Delivered on a pallet which is identical to the width of the enclosure to allow baying without removal. Packing material is recyclable.



SECTION B-B



MCDS-IEC_NA

Stainless steel combinable version, double door enclosure

| Enclosure dimensions | | | Mounting plate dimensions | | Item no. |
|----------------------|------|-----|---------------------------|------|-----------|
| H | W | D | h | w | |
| 2000 | 1200 | 600 | 1894 | 1094 | MCDS20126 |

MCDS-IEC_NA

Stainless steel combinable version, double door enclosure