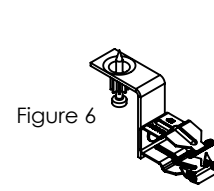
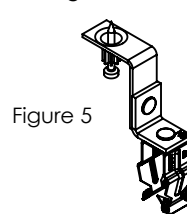
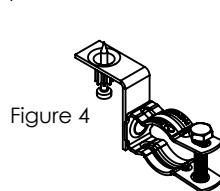
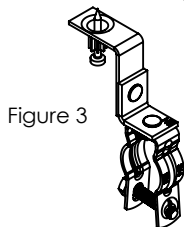
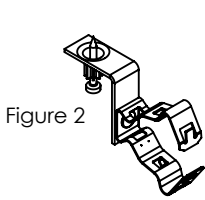
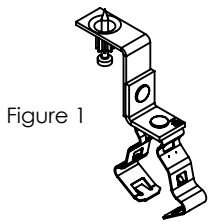


Conduit Clip/Clamp Hangers With Shot-Fire Bracket

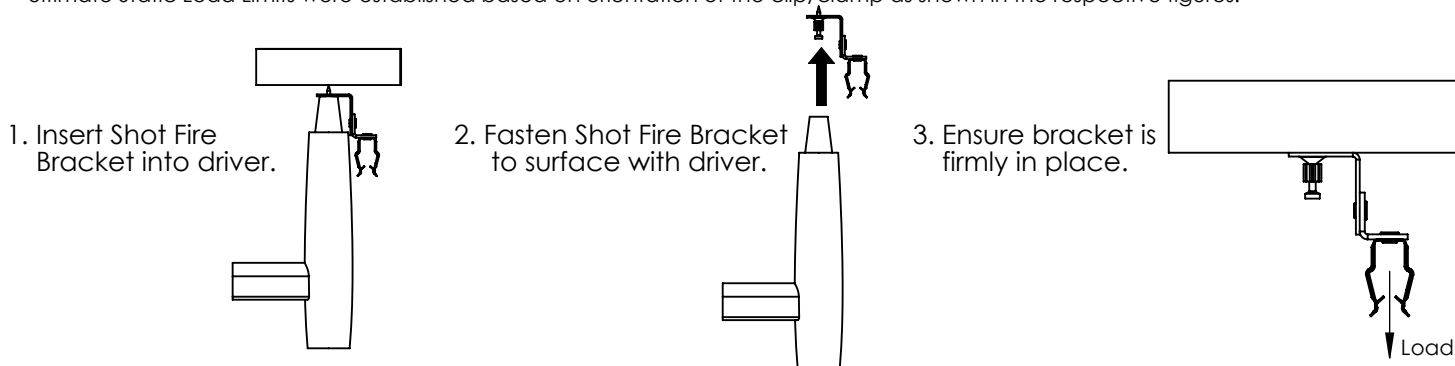
Global Part Number	Local Part Number	Fig.	Description	Static Load* lbs [N]
6MZSF	171620	1	Bottom Mount Snap Close 3/8" Flexible, 14-2 to 12-3 MC/AC Cable Clamp with Shot Fire Bracket	95 [423]
812MZSF	171621		Bottom Mount Snap Close 1/2" - 3/4" Conduit Clamp with Shot Fire Bracket	
16MZSF	171622		Bottom Mount Snap Close 3/4" - 1" Conduit Clamp with Shot Fire Bracket	
6MSF	171611	2	Side Mount Snap Close 3/8" Flexible, 14-2 to 12-3 MC/AC Cable Clamp with Shot Fire Bracket	25 [111]
812MSF	171612		Side Mount Snap Close 1/2" - 3/4" Conduit Clamp with Shot Fire Bracket	
16MSF	171613		Side Mount Snap Close 3/4" - 1" Conduit Clamp with Shot Fire Bracket	
CD0BZSF	171626	3	Bottom Mount Bolt Close 1/2" Conduit Clamp with Shot Fire Bracket	95 [423]
CD1BZSF	171627		Bottom Mount Bolt Close 3/4" Conduit Clamp with Shot Fire Bracket	
CD2BZSF	171628		Bottom Mount Bolt Close 1" Conduit Clamp with Shot Fire Bracket	
CD0BSF	171617	4	Side Mount Bolt Close Conduit/Pipe Clamp, 1/2" EMT, 1/2" Rigid/Pipe, with Shot Fire Bracket	50 [222]
CD1BSF	171618		Side Mount Bolt Close Conduit/Pipe Clamp, 3/4" EMT, 3/4" Rigid/Pipe, with Shot Fire Bracket	
CD2BSF	171619		Side Mount Bolt Close Conduit/Pipe Clamp, 1" EMT, 1" Rigid/Pipe, with Shot Fire Bracket	

* Static Load Limits were established based on orientation of the clip/clamp as shown in the respective figures.



Global Part Number	Local Part Number	Fig.	Description	Ultimate Load** lbs [N]
8PZSF	171623	5	Bottom Mount Push In 1/2" EMT Conduit Clamp with Shot Fire Bracket	25 [111]
12PZSF	171624		Bottom Mount Push In 3/4" EMT Conduit Clamp with Shot Fire Bracket	
16PZSF	171625		Bottom Mount Push In 1" EMT Conduit Clamp with Shot Fire Bracket	
8PSF	171614	6	Side Mount Push In 1/2" EMT Conduit Clamp with Shot Fire Bracket	15 [67]
12PSF	171615		Side Mount Push In 3/4" EMT Conduit Clamp with Shot Fire Bracket	
16PSF	171616		Side Mount Push In 1" EMT Conduit Clamp with Shot Fire Bracket	

** Ultimate Static Load Limits were established based on orientation of the clip/clamp as shown in the respective figures.



Shot Fire Bracket uses DeWalt Engineered by Powers Ceiling Clip Assembly part number DFD3374

Static load limits was established in normal weight concrete with a compression strength of 3,000 psi [20.68 MPa] and a 3-to-1 safety factor applied. Refer to DeWalt Engineered by Powers Ceiling Clip Assembly ICC-ES Evaluation Report ESR-2024 for the allowable load ratings in various substrate material and embedment depths.

WARNING:

- nVent products shall be installed and used only as indicated in nVent product instruction sheets and training materials. Instruction sheets are available at www.nVent.com and from your nVent customer service representative.
- nVent products must never be used for a purpose other than the purpose for which they were designed or in a manner that exceeds specified load ratings.
- All instructions must be **completely** followed to ensure proper and safe installation and performance.
- Improper installation, misuse, misapplication or other failure to completely follow nVent's instructions and warnings may cause product malfunction, property damage, serious bodily injury and/or death, and void your warranty.
- Products that are manufactured using spring steel components shall be used only in a non-corrosive indoor environment.
- All pipe supports, hangers, intermediate components and structural attachments must **ONLY** be used as described herein and are **NEVER** to be used for any other purpose.

NOTE: All load ratings are for static conditions and do not account for dynamic loading such as wind, water or seismic loads, unless otherwise noted.

The customer is responsible for:

- Conformance to all governing codes.
- The integrity of structures to which the products are attached, including their capability of safely accepting the loads imposed, as evaluated by a qualified engineer.
- Using appropriate industry standard hardware as noted above.

SAFETY INSTRUCTIONS:

All governing codes and regulations and those required by the job site must be observed. Always use appropriate safety equipment such as eye protection, hard hat, and gloves as appropriate to the application.

nVent, nVent CADDY, nVent ERICO Cadweld, nVent ERICO Critec, nVent ERICO, nVent ERIFLEX, and nVent LENTON are owned by nVent or its global affiliates. All other trademarks are the property of their respective owners. nVent reserves the right to change specifications without prior notice.

TECHNICAL SUPPORT:
www.nVent.com

CFS530_B

1 OF 1

© 2015 - 2021 nVent All Rights Reserved

